

Treasure Hunt – Fun With Number Nine

Theme – The Number Nine

The object of this Treasure Hunt is to solve all the clues and find the Treasure! The clues point to the following locations. The numbers are at the end of the document. It is suggested that you place all the provided numbers around the classroom, with the next clues at the appropriate numbers.

Location 1 – Number 90

Location 2 – Number 18

Location 3 – Number 54

Location 4 – Number 27

Location 5 – Number 9 (the treasure goes here)

The person who controls the Treasure Hunt is called the Hunt Master.


Hunt Master:

Cut out the clues, keeping the first ones, and leave them in order at the locations above. Decide on the treasure. This is something that can be hidden at the last location. You can use a box or bag filled with candy, coins, and/or toys. It's a good idea to have consolation prizes as well. Since everyone will be directed to the same location, make sure there are enough copies of the clue at that location for those who are not first to arrive.

Designate Teams. The theme for the hunt is indicated above. Name your teams accordingly. If there are no teams (just individual players) you can skip this. Distribute the first clue to the players or teams. You can deliver the first clue in a decorated envelope or in a box with a few prizes. Or you can read them the first clue.

Tell them to begin. Keep an eye on how each player or team is doing and provide help for those who fall behind. Let them know they can ask you for help.

Clue 1




9 plus 9 is 18, 1 plus 8 is 9

18 plus 9 is 27, 2 plus 7 is 9

9 is an unusual number, but it will turn out fine,

Just go find the number equal to 10 times 9.

Clue 1




9 plus 9 is 18, 1 plus 8 is 9

18 plus 9 is 27, 2 plus 7 is 9

9 is an unusual number, but it will turn out fine,

Just go find the number equal to 10 times 9.

Clue 1



9 plus 9 is 18, 1 plus 8 is 9

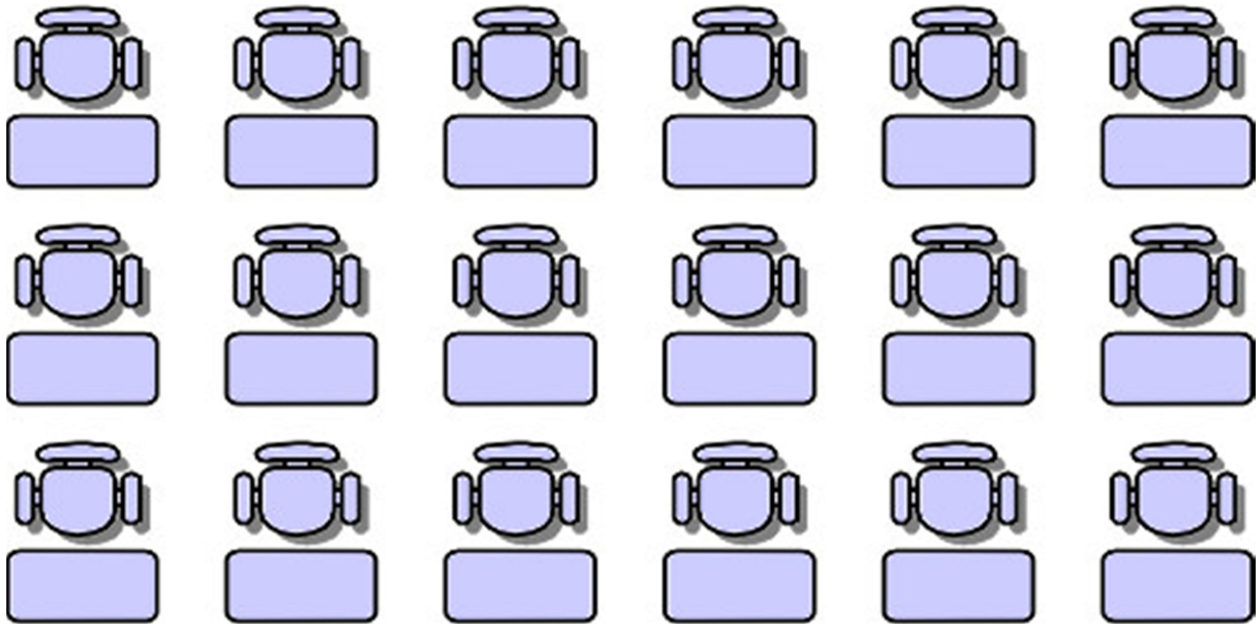
18 plus 9 is 27, 2 plus 7 is 9

9 is an unusual number, but it will turn out fine,

Just go find the number equal to 10 times 9.


Clue 2

Count the number of images in this picture. Now go to the number for your next clue.



Clue 2

Count the number of images in this picture. Now go to the number for your next clue.



Clue 3

The ninth president of the United States was the first to die in office. What a pity.

Count each letter from the beginning of the lines above and insert the letters below.
(leave out spaces and periods):

19	5	19	1	67	41	18	23	10

Go to the number to find your next clue.

Clue 3

The ninth president of the United States was the first to die in office. What a pity.

Count each letter from the beginning of the lines above and insert the letters below.
(leave out spaces and periods):

19	5	19	1	67	41	18	23	10

Go to the number to find your next clue.

Clue 3

The ninth president of the United States was the first to die in office. What a pity.

Count each letter from the beginning of the lines above and insert the letters below.
(leave out spaces and periods):

19	5	19	1	67	41	18	23	10

Go to the number to find your next clue.

Clue 4

Word Search – Find words in the grid and fill them into the clue. Words can be forwards and backwards, diagonal, and up and down.

I	F	M	M	C	T	V	E
T	V	Q	X	M	X	B	F
S	W	H	O	V	R	Y	Z
E	F	E	Z	U	E	O	H
V	T	Y	N	Z	C	P	Y
E	Q	S	B	T	X	N	I
N	S	Z	I	X	Y	O	A
I	L	E	J	N	G	N	U

Clue:

Clue 4


Word Search – Find words in the grid and fill them into the clue. Words can be forwards and backwards, diagonal, and up and down.


I	F	M	M	C	T	V	E
T	V	Q	X	M	X	B	F
S	W	H	O	V	R	Y	Z
E	F	E	Z	U	E	O	H
V	T	Y	N	Z	C	P	Y
E	Q	S	B	T	X	N	I
N	S	Z	I	X	Y	O	A
I	L	E	J	N	G	N	U

Clue:

Clue 5

To complete this puzzle, write the correct word on the first set of dashes, one letter per dash. Next, drop a letter from that word and without rearranging its letters, write the resulting word on the second set of dashes. For example, for “The Mets _ _ _ _ the Reds, so I lost the _ _ _”, you would answer “BEAT” and “BET”. Use the letters from the shaded dashes to solve the clue.


Rice and wheat are _ _ _ _ _ . They grow best when it _ _ _  _ .


Sticks and _ _ _ _ _ will break my bones. When you dial a phone you hear different _ _ _  _ ,

Go to this sign to find the treasure: _ _ _ _ _

Clue 5

To complete this puzzle, write the correct word on the first set of dashes, one letter per dash. Next, drop a letter from that word and without rearranging its letters, write the resulting word on the second set of dashes. For example, for “The Mets _ _ _ _ the Reds, so I lost the _ _ _”, you would answer “BEAT” and “BET”. Use the letters from the shaded dashes to solve the clue.

Rice and wheat are _ _ _ _ _ . They grow best when it _ _ _  _ .


Sticks and _ _ _ _ _ will break my bones. When you dial a phone you hear different _ _ _  _ ,

Go to this sign to find the treasure: _ _ _ _ _

Clue 5

To complete this puzzle, write the correct word on the first set of dashes, one letter per dash. Next, drop a letter from that word and without rearranging its letters, write the resulting word on the second set of dashes. For example, for “The Mets _ _ _ _ the Reds, so I lost the _ _ _”, you would answer “BEAT” and “BET”. Use the letters from the shaded dashes to solve the clue.

Rice and wheat are _ _ _ _ _ . They grow best when it _ _ _  _ .

Sticks and _ _ _ _ _ will break my bones. When you dial a phone you hear different _ _ _  _ ,

Go to this sign to find the treasure: _ _ _ _ _

Locations

90 ↓

18 ↓

54 ↓

27 ↓

9 ↓

14 ↓

8 ↓

22 ↓

30 ↓

33 ↓

44 ↓

55 ↓