

Treasure Hunt Builder – treasurehuntbuilder.com

Landmarks Fundraiser

The object of this Treasure Hunt is to solve all the clues and find the Treasure! The clues point to the following locations:

Clue 1 - Near the Picture of the Harp

Clue 2 - Near the Picture of the Castle

Clue 3 - Near the Picture of the Bell

Clue 4 - Near the Picture of the Barn

Clue 5 - Near the Picture of the Pyramid

The Treasure should be hidden near or under the picture of the Transamerica Pyramid.

These pictures are included at the end of this document. Also included are decoy pictures to put around the Treasure Hunt area.

The person who controls the Treasure Hunt is called the Hunt Master.

Hunt Master:

Cut up the clues, keeping the first ones, and leave them at the locations above. Decide on the treasure. This is something that can be hidden Under the Atlas. You can use a box or bag filled with candy, coins, and/or toys. It's a good idea to have consolation prizes as well. Since everyone will be directed to the same location, make sure there are enough copies of the clue at that location for those children/teams who are not first to arrive. Four copies of each clue are included in this document.

Designate Teams. The theme for this Hunt is Numbers around the World. Name your teams accordingly. If there are no teams (just individual players) you can skip this. Distribute the first clue to the players or teams. You can deliver the first clue in a decorated envelope or in a box with a few prizes. Or you can read them the first clue.

Tell them to begin. Keep an eye on how each player or team is doing and provide help for those who fall behind. Let them know they can ask you for help.

Clue 1




In 1930, the tower lost the title of the world's tallest structure when the _____ Building in New York City was completed.

Save this clue! You will need the letters for the last clue.

There is a stringed musical instrument that has a number of individual strings running at an angle to its soundboard; the strings are plucked with the fingers. Find a picture of this instrument for your next clue.

1	2	3	4	5	6	7	8

Clue 1




In 1930, the tower lost the title of the world's tallest structure when the _____ Building in New York City was completed.

Save this clue! You will need the letters for the last clue.

There is a stringed musical instrument that has a number of individual strings running at an angle to its soundboard; the strings are plucked with the fingers. Find a picture of this instrument for your next clue.

1	2	3	4	5	6	7	8

Clue 1




In 1930, the tower lost the title of the world's tallest structure when the _____ Building in New York City was completed.

Save this clue! You will need the letters for the last clue.

There is a stringed musical instrument that has a number of individual strings running at an angle to its soundboard; the strings are plucked with the fingers. Find a picture of this instrument for your next clue.

1	2	3	4	5	6	7	8

Clue 1



In 1930, the tower lost the title of the world's tallest structure when the _____ Building in New York City was completed.

Save this clue! You will need the letters for the last clue.

There is a stringed musical instrument that has a number of individual strings running at an angle to its soundboard; the strings are plucked with the fingers. Find a picture of this instrument for your next clue.

1	2	3	4	5	6	7	8

Clue 2



These soldiers are known as the _____. Put one letter in each square.

Save this clue! You will need the letters for the last clue.

After you write the letters in the boxes, go to a picture of a fortified structure built in Europe and the Middle East during the Middle Ages by European nobility. There you will find your next clue.

9	10	11	12	13		14	15	16	17	18	19

Clue 2



These soldiers are known as the _____. Put one letter in each square.

Save this clue! You will need the letters for the last clue.

After you write the letters in the boxes, go to a picture of a fortified structure built in Europe and the Middle East during the Middle Ages by European nobility. There you will find your next clue.

9	10	11	12	13		14	15	16	17	18	19

Clue 2



These soldiers are known as the _____. Put one letter in each square.

Save this clue! You will need the letters for the last clue.

After you write the letters in the boxes, go to a picture of a fortified structure built in Europe and the Middle East during the Middle Ages by European nobility. There you will find your next clue.

9	10	11	12	13		14	15	16	17	18	19

Clue 2



These soldiers are known as the _____. Put one letter in each square.

Save this clue! You will need the letters for the last clue.

After you write the letters in the boxes, go to a picture of a fortified structure built in Europe and the Middle East during the Middle Ages by European nobility. There you will find your next clue.

9	10	11	12	13		14	15	16	17	18	19

Clue 3



During the _____ (1966–1976), many Great Wall bricks were used in building homes, farms, or reservoirs.

Save this clue! You will need the letters for the last clue.

After you write the letters in the boxes, go to a picture of a percussion idiophone to find your next clue.

20	21	22	23	24	25	26	27	28	29	30	31	32	33	34	35	36	37



During the _____ (1966–1976), many Great Wall bricks were used in building homes, farms, or reservoirs.

Save this clue! You will need the letters for the last clue.
After you write the letters in the boxes, go to a picture of a percussion idiophone to find your next clue.

20	21	22	23	24	25	26	27	28	29	30	31	32	33	34	35	36	37

Clue 3



During the _____ (1966–1976), many Great Wall bricks were used in building homes, farms, or reservoirs.

Save this clue! You will need the letters for the last clue.

After you write the letters in the boxes, go to a picture of a percussion idiophone to find your next clue.

20	21	22	23	24	25	26	27	28	29	30	31	32	33	34	35	36	37

Clue 3



During the _____ (1966–1976), many Great Wall bricks were used in building homes, farms, or reservoirs.

Save this clue! You will need the letters for the last clue.

After you write the letters in the boxes, go to a picture of a percussion idiophone to find your next clue.

20	21	22	23	24	25	26	27	28	29	30	31	32	33	34	35	36	37

Clue 4



This magnificent sculpture in South Dakota is called Mt. Rushmore. Sculptor _____ created the sculpture's design and oversaw the project's execution from 1927 to 1941.

Put one letter in each square. Save this clue! You will need the letters for the last clue. After you write the letters in the boxes, go find a picture of an agricultural building usually found on farms and used for various purposes. There is where you'll find your next clue.

38	39	40	41	42	43	44	45	46	47	48	49	50

Clue 4



This magnificent sculpture in South Dakota is called Mt. Rushmore. Sculptor _____ created the sculpture's design and oversaw the project's execution from 1927 to 1941.

Put one letter in each square. Save this clue! You will need the letters for the last clue. After you write the letters in the boxes, go find a picture of an agricultural building usually found on farms and used for various purposes. There is where you'll find your next clue.

38	39	40	41	42	43	44	45	46	47	48	49	50

Clue 4



This magnificent sculpture in South Dakota is called Mt. Rushmore. Sculptor _____ created the sculpture's design and oversaw the project's execution from 1927 to 1941.

Put one letter in each square. Save this clue! You will need the letters for the last clue. After you write the letters in the boxes, go find a picture of an agricultural building usually found on farms and used for various purposes. There is where you'll find your next clue.

38	39	40	41	42	43	44	45	46	47	48	49	50

Clue 4



This magnificent sculpture in South Dakota is called Mt. Rushmore. Sculptor _____ created the sculpture's design and oversaw the project's execution from 1927 to 1941.

Put one letter in each square. Save this clue! You will need the letters for the last clue. After you write the letters in the boxes, go find a picture of an agricultural building usually found on farms and used for various purposes. There is where you'll find your next clue.

38	39	40	41	42	43	44	45	46	47	48	49	50

Clue 5



An imitation _____ (a multi-bell musical device) was installed in the Space Needle, and played several times a day during the World's Fair.

Put one letter in each square. Save this clue! You will need the letters for the last clue.

51	52	53	54	55	56	57	58		

Now, take all your clues and fill in the blanks below. There is where you'll find the treasure.

23	46	17	58	14	26	50	29	3	54	20	52

P						
	4	53	17	50	35	19

Clue 5



An imitation _____ (a multi-bell musical device) was installed in the Space Needle, and played several times a day during the World's Fair.

Put one letter in each square. Save this clue! You will need the letters for the last clue.

51	52	53	54	55	56	57	58		

Now, take all your clues and fill in the blanks below. There is where you'll find the treasure.

23	46	17	58	14	26	50	29	3	54	20	52

P						
	4	53	17	50	35	19

Clue 5



An imitation _____ (a multi-bell musical device) was installed in the Space Needle, and played several times a day during the World's Fair.

Put one letter in each square. Save this clue! You will need the letters for the last clue.

51	52	53	54	55	56	57	58		

Now, take all your clues and fill in the blanks below. There is where you'll find the treasure.

23	46	17	58	14	26	50	29	3	54	20	52

P						
	4	53	17	50	35	19

Clue 5



An imitation _____ (a multi-bell musical device) was installed in the Space Needle, and played several times a day during the World's Fair.

Put one letter in each square. Save this clue! You will need the letters for the last clue.

51	52	53	54	55	56	57	58		

Now, take all your clues and fill in the blanks below. There is where you'll find the treasure.

23	46	17	58	14	26	50	29	3	54	20	52

P						
	4	53	17	50	35	19









