

Treasure Hunt Builder – treasurehuntbuilder.com

Carnivals Around the World

Theme – Carnival

The object of this Treasure Hunt is to solve all the clues and find the Treasure! The clues point to the following locations:

Picture of a Carnival Ride

Picture of a Woman in White

Picture of a Clown Float

Picture of a Woman in Feathers

Picture of a Masked Woman

Picture of a Band Marching

Pictures are at the end of this document. You can put them around the area of the Treasure Hunt or attach them to boxes or other places you can hide clues. You can also substitute real objects for the pictures.

The person who controls the Treasure Hunt is called the Hunt Master.

Hunt Master:

Cut out the clues, keeping the first ones, and leave them at the locations above. Decide on the treasure. This is something that can be hidden at the last location. You can use a box or bag filled with candy, coins, and/or toys. It's a good idea to have consolation prizes as well. Since everyone will be directed to the same location, make sure there are enough copies of the clue at that location for those who are not first to arrive.

Designate Teams. The theme for the hunt is indicated above. Name your teams accordingly. If there are no teams (just individual players) you can skip this. Distribute the first clue to the players or teams. You can deliver the first clue in a decorated envelope or in a box with a few prizes. Or you can read them the first clue.



Tell them to begin. Keep an eye on how each player or team is doing and provide help for those who fall behind. Let them know they can ask you for help.

Clue 1

To complete this puzzle, write the correct word on the first set of dashes, one letter per dash. Next, drop a letter from that word and without rearranging its letters, write the resulting word on the second set of dashes. For example, for “The Mets _ _ _ _ the Reds, so I lost the _ _ _”, you would answer “BEAT” and “BET”. Use the letters from the shaded dashes to solve the clue.

To keep it neat, use hair _ _ _ _ _ . If it rains, all you can do is _ _ _  _ .

Wheat and barley are _ _ _ _ _ . When it  _  _ it pours.

Neutrons and electrons are _ _ _ _ _ . You'll find
_ _ _  _  _ in a newspaper.

If you're not dead, you're _ _ _ _ _ . A hermit may  _  _ in a cave.

For every effect there may be a _ _ _ _ _ . A pillow needs a   _ _ .

You may see _ _ _ _ _ of sweat. Flowers grow in flower _ _  _ .



For your next clue, go to the picture of the _ _ _ _ _ _ _ _ _ _ _ _ _ _ _ _ .

Clue 1

To complete this puzzle, write the correct word on the first set of dashes, one letter per dash. Next, drop a letter from that word and without rearranging its letters, write the resulting word on the second set of dashes. For example, for “The Mets _ _ _ _ the Reds, so I lost the _ _ _”, you would answer “BEAT” and “BET”. Use the letters from the shaded dashes to solve the clue.

To keep it neat, use hair _ _ _ _ _ . If it rains, all you can do is _ _ _  _ .

Wheat and barley are _ _ _ _ _ . When it  _  _ it pours.

Neutrons and electrons are _ _ _ _ _ . You'll find
_ _ _  _  _ in a newspaper.

If you're not dead, you're _ _ _ _ _ . A hermit may  _  _ in a cave.

For every effect there may be a _ _ _ _ _ . A pillow needs a   _ _ .

You may see _ _ _ _ _ of sweat. Flowers grow in flower _ _  _ .

For your next clue, go to the picture of the _ _ _ _ _ _ _ _ _ _ _ _ _ _ _ _ .

Clue 2

Her hat looks like a big banana

She is not wearing a bandana

Such an outfit might draw gibes

Go find the picture this describes

Clue 2

Her hat looks like a big banana

She is not wearing a bandana

Such an outfit might draw gibes

Go find the picture this describes

Clue 2

Her hat looks like a big banana

She is not wearing a bandana

Such an outfit might draw gibes

Go find the picture this describes

Clue 2

Her hat looks like a big banana

She is not wearing a bandana

Such an outfit might draw gibes

Go find the picture this describes

Clue 3

Rearrange the nonsense words and fill in the blanks.

mcare  _ _ _  _

esnto _ _ _   _

sbealtt. _ _ _  _  _ _

mfalsot    _ _ _ _

Use the shaded letters to make two words, then go to its picture for your next clue.

Clue 3

Rearrange the nonsense words and fill in the blanks.

mcare  _ _ _  _

esnto _ _ _   _

sbealtt. _ _ _  _  _ _

mfalsot    _ _ _ _

Use the shaded letters to make two words, then go to its picture for your next clue.

Clue 3

Rearrange the nonsense words and fill in the blanks.

mcare  _ _ _  _

esnto _ _ _   _

sbealtt. _ _ _  _  _ _

mfalsot    _ _ _ _

Use the shaded letters to make two words, then go to its picture for your next clue.

Clue 4

Word Search – Find words in the grid and fill them into the clue. Words can be forwards and backwards, diagonal, and up and down.

G	F	Q	H	G	H	J	S
D	E	N	V	D	J	E	M
O	A	F	S	B	J	J	I
N	T	B	C	U	N	O	L
A	H	U	T	E	Z	M	I
M	E	L	F	S	Z	U	N
O	R	X	X	J	Y	U	G
W	S	X	P	Y	A	S	I

For Example:

W	V	E	R	T	I	C	A	L	L
R	O	O	A	F	F	L	S	A	B
A	C	R	I	L	I	A	T	O	A
N	D	O	D	K	O	N	W	D	C
D	R	K	E	S	O	O	D	D	K
D	E	E	P	Z	E	G	L	I	W
M	S	I	I	H	O	A	E	R	A
A	L	R	K	R	R	I	R	E	R
K	O	D	I	D	E	D	R	C	D
H	E	L	W	S	L	E	U	T	H

To get your next clue, find this picture:

_____ IN _____

Clue 4

Word Search – Find words in the grid and fill them into the clue. Words can be forwards and backwards, diagonal, and up and down.

G	F	Q	H	G	H	J	S
D	E	N	V	D	J	E	M
O	A	F	S	B	J	J	I
N	T	B	C	U	N	O	L
A	H	U	T	E	Z	M	I
M	E	L	F	S	Z	U	N
O	R	X	X	J	Y	U	G
W	S	X	P	Y	A	S	I

For Example:



W	V	E	R	T	I	C	A	L	L
R	O	O	A	F	F	L	S	A	B
A	C	R	I	L	I	A	T	O	A
N	D	O	D	K	O	N	W	D	C
D	R	K	E	S	O	O	D	D	K
D	E	E	P	Z	E	G	L	I	W
M	S	I	I	H	O	A	E	R	A
A	L	R	K	R	R	I	R	E	R
K	O	D	I	D	E	D	R	C	D
H	E	L	W	S	L	E	U	T	H

To get your next clue, find this picture:

_____ IN _____

Clue 5


Something is missing from the first picture in the second picture.



Go to the missing picture for your next clue.

Clue 5

Something is missing from the first picture in the second picture.



Go to the missing picture for your next clue.

Clue 6

Yverdon was at that time only a small market place, at the crossroads of terrestrial and fluvial communication ways.

Count each letter from the beginning of the sentence above and insert the letters below.
(leave out spaces and periods when counting):

31	9	4	44	14	11	7	24		16	29	21	5

Now, find the treasure near the picture this describes.

Clue 6

Yverdon was at that time only a small market place, at the crossroads of terrestrial and fluvial communication ways.

Count each letter from the beginning of the sentence above and insert the letters below.
(leave out spaces and periods when counting):

31	9	4	44	14	11	7	24		16	29	21	5

Now, find the treasure near the picture this describes.

Clue 6

Yverdon was at that time only a small market place, at the crossroads of terrestrial and fluvial communication ways.

Count each letter from the beginning of the sentence above and insert the letters below.
(leave out spaces and periods when counting):

31	9	4	44	14	11	7	24		16	29	21	5

Now, find the treasure near the picture this describes.





